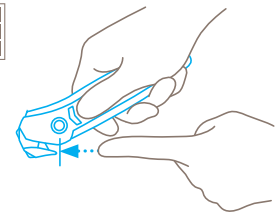


TECHNICAL DATA SHEET

SECUMAX 350 NO. 350001

Safety technology



Concealed blade – a maximum degree of safety

The SECUMAX 350 blade is not an open one, but is hidden from people and goods. This provides you with a maximum degree of safety from cut injuries and from damage to goods.



SAFETY KNIFE WITH CONCEALED BLADE AND AN INNOVATIVE BLADE CHANGE.

Order No. 350001.02

More fun while you work? Try it out.

The new SECUMAX 350 is a combination of versatility, comfort and safety. A maximum degree of safety. Featuring an innovative blade change, this cutter is multi-talented. It can be used to cut all standard materials, from film to plastic-strapping, from paper to 2-ply cardboard. It splits adhesive tape easily too. And it is so comfortable to hold that you won't want to put it down.

2-in-1 blade head

Double function, doubly useful: with two cutting edges and two tape splitters, this multifunctional blade head exceeds itself. Before you need to change the blade, flip it over once to use the second side.

Concealed blade

The SECUMAX 350 is a smart cutter. It's fitted with an double-sided overmoulded blade, the noses have the perfect length to protect. The two cutting edges are wide enough to safely and effortlessly cut 2-ply cardboard.

Spare blade in storage

Blade change is easily and safely executed. Look for the arrow and follow its lead. Open the blue inner side of the cutter to reveal the spare blade. The mounted blade will simultaneously unlatch.

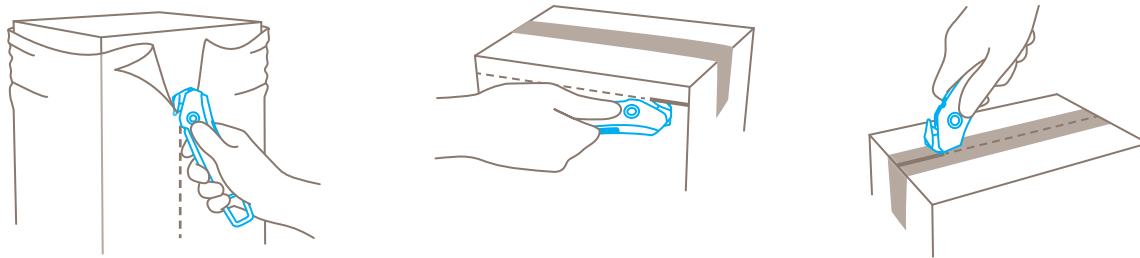
Light and easy

A cutting heavyweight, but with only 37 grams, this cutter is rather lightweight... Meaning that even high cutting frequencies won't weigh you down. There's no need to stress when handling the blade either: a plastic jacket protects your fingers.

Ergonomically shaped



Right handed or left handed? It's really all the same. The SECUMAX 350 fits perfectly in any hand. Gently arching outer edges, coupled with suitably located soft-grip and light ribbing make for an ergonomic experience.

USAGE












PRODUCT FEATURES

Technical features

| | | | |
|--|---|--|--|
|  Maximum safety |  Tool-less blade change |  Abrasion resistant |  Very ergonomic |
|  2-times usable blade |  1 spare blade in knife body |  Cutting depth |  Tape splitter |
|  Soft-grip |  For right and left hander |  Lanyard hole |  Printable for promotional purposes |

Main cutting materials

| | | | |
|--|--|--|--|
|  Cardboard: up to 2-ply |  Wrapping, stretch, and shrink foil |  Tape |  Plastic strapping band |
|  Bagged goods |  Layers of foil or paper |  Textile, material |  Yarn, cord |
|  Felt | | | |

Installed blade



NO. 3550
0.30 mm

BLADE CHANGE




Swing open the **blade magazine**. The fitted blade head will automatically disengage.



Remove the fitted blade from the head of the cutter. Now you can either **rotate or replace** the blade.



Position the spare blade **parallel** to the slanted side of the cutter head. Push the blade in, and then **downwards**, until fully engaged.



Push the blade magazine **back into the handle** to lock the blade head in place.

SERVICES OFFERED



Safety poster



Training video



Technical data sheet



Consulting service

PRODUCT AND PACKAGING DETAILS

| | | | |
|-------------------------------|--------------------------------|---------------------------------|----------------------|
| Order No. | NO. 350001.02 | Packaging unit | 1 in single unit box |
| Knife size (L x W x H) | 154 x 12 x 40 mm | Size Single unit box | 156.5 x 16 x 42 mm |
| Weight knife | 37.0 g | Weight single unit box | 50.0 g |
| Basic material | Glass fibre reinforced plastic | EAN Code single unit box | 4002632920820 |
| Cutting depth | 6 mm | Quantity in outer pack | 10 knives |
| | | Size outer pack | 88 x 80 x 162 mm |
| | | Weight outer pack | 550.2 g |
| | | EAN Code outer pack | 4002632972140 |

| | |
|----------------------|-------------------------------|
| Date of issue | 15.11.2013 |
| Certification | GS certificate NO. S 60082479 |

Certificates and awards



SECURITY ADVICE

To ensure that you use your new MARTOR knife safely and most effectively, please read and note the following user instructions. Please keep the written guide in a safe place so that you can access it at any time.

1. General application instructions: Please use the product carefully for cutting work only and not for any purposes other than those that are intended. Please take the correct handling and the proper use of the knives into account in this regard.

2. Special application instructions to avoid the danger of injuries: Only use knives that are in perfect condition and have sharp, clean and undamaged blades. employ the utmost care when handling the knives.

CAUTION: The blade is sharp and can result in serious and deep cuts. Therefore, never reach into the blade! To reduce the danger of injuries, hold the hand that is being used to restrain and stabilise the cutting base in such a manner that the restraining hand or even other body parts are not endangered in the event that the knife slips.

3. Replacement of spare parts: Replace any blades that be-

come dull at the right time! Use only the replacement blades available at MARTOR for this purpose. Dispose of old blades in a proper fashion. They should not be placed in a waste paper bin, as this poses a considerable danger of injuries. Never perform any repairs yourself. If the knife displays signs of aging or other wear, e.g. function problems when changing the blade or in the handling of the blade pushers, then it must be rejected and replaced with a new one. Any modifications or manipulations to the product are prohibited, as they impair the product safety. **CAUTION:** There is an extremely high danger of injuries here!

4. Non-use of the knife: Always secure the blade in such a way that injuries due to cuts are excluded. Store the knife in a secure place.

5. Care instructions: Always keep the knife clean and do not expose it to unnecessary humidity to safeguard a long service life.

CAUTION: No liability will be assumed for consequential losses. Subject to technical changes and errors! This knife does not belong in the hands of children!

ACCESSORIES

BELT HOLSTER S WITH CLIP NO. 9920




What do you do with your cutting tools when you are not actually using them? The MARTOR BELT HOLSTER S is a robust holder that allows you to carry all compact MARTOR cutters as well as our safety scissors at all times. In addition, the compartments are designed to allow you to load different tools: for example you can also carry a pen or a pack of blades. The MARTOR BELT HOLSTER is the ideal place to stow your tools safely when moving from A to B - and have them at hand, as soon as they are required.

USED BLADE CONTAINER NO. 9810



You can fill the USED BLADE CONTAINER with the content of your SAFEBOX. Or directly with your used blades. When the box is full, turn the lid until it shuts. Now the box cannot be reopened. The next step is to safely and completely dispose of the filled USED BLADE CONTAINER.

WALL MOUNT BRACKET USED BLADE CONTAINER NO. 9845



Include it in your order now! With this mounting bracket you can fix your USED BLADE CONTAINER to a central location. Use the clamp and screws and nuts supplied with the product to attach it to either a pipe or a rod.

MANUFACTURER

MARTOR KG | Heider Hof 60 | 42653 Solingen | Germany
T +49 212 25805-0 | F +49 212 25805-55 | info@martor.de | www.martor.com